

Atlas Copco

Oil-injected Rotary Screw Compressors
GX 2-7 EP/GX 7-11 EL (2-11 kW/3-15 hp)





New GX series: screw compressors built to last

Atlas Copco screw compressors have always set the standard for reliability and performance in the compressed air industry. With the new GX 2-7 EP and GX 7-11 EL, Atlas Copco brings the power and reliability of an industrial screw compressor to any type of small and medium sized industries.



3Built-in reliability

- Rugged screw compressor technology for a 100% continuous duty cycle.
- Up to 46°C ambient temperature conditions through the selection of robust components.
- Electropneumatic operated inlet valve for stable running and long life time.



Simple and quick maintenance

- Grouped service points accessible through the removable panel. Spin-on oil separator and filter for easy maintenance. Continuous oil level display without panel removal.



Easy installation

- Multiple variants (floor or tank mounted, with or without integrated dryer) for full flexibility. Minimum footprint and cooling air discharge from the top allows placement against the wall or in a corner.
- Plug and play concept thanks to easy installation.
- Installation close to the point of use thanks to low sound levels.



GX 2-7 EP: COMPACT AND ECONOMICAL

- Compared to piston compressors, the GX offers reduced energy consumption and high efficiency.
- The rotary screw technology minimizes vibrations for silent operation at the lowest initial investment.
- The standard start/stop control on the GX 2-5 EP ensures the compressor only consumes power when compressed air is needed. The GX 7 EP is equipped with energy efficient load/no load control.



GX 7-11 EL: INDUSTRY-LEADING PERFORMANCE

- Thanks to load/no load control, the compressor controller switches automatically to the optimum control mode for high, low and intermittent air consumption.
- Best-in-class performance, total reliability and low power consumption.



Excellence in quality air

Untreated compressed air contains moisture, aerosols and dirt particles that can damage your system and contaminate your end product. Atlas Copco's GX compressors provide the clean, dry air that improves reliability, avoiding costly downtime and safeguarding your end products. An integrated dryer and an in-line air filter installed in the Full Feature variants do the job perfectly.

FULL FEATURE AIR DRYER

The GX 2-11 EP & EL FF is available with an advanced built-in refrigerant air dryer. This dryer cools the compressed air and removes water before it can enter your compressed air network preventing rust in your compressed air piping and avoiding damage to your air tools.

IN-LINE AIR FILTER

To make your compressed air system work fine in a variety of applications, different grade integrated air filters can be selected on GX 2-11 EP & EL FF units.

FLOW CHART

AIR FLOW

1. Inlet air filter
2. Inlet valve
3. Compression element
4. Oil separator element
5. Minimum pressure valve
6. Aftercooler
7. Air receiver

OIL FLOW

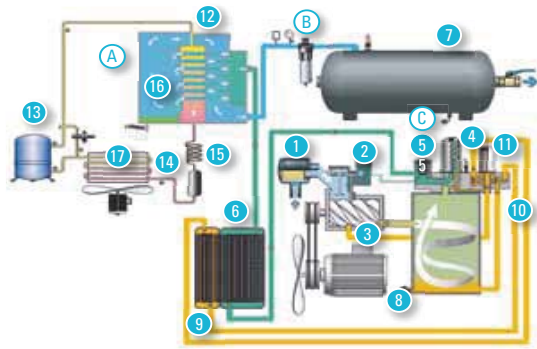
8. Oil reservoir
9. Oil cooler
10. Thermostatic valve block
11. Oil filter

REFRIGERANT FLOW

12. Evaporator
13. Refrigerant compressor
14. Condenser
15. Capillary tube
16. Water separator
17. Electronic automatic drain

OPTIONS

- A - Full Feature
- B - PDx high efficiency air filter C
- Electronic receiver drain



Typical flow chart for the GX 7-11 EL FF.



Technical specifications

COMPRESSOR TYPE	Max. working pressure		Capacity FAD			Installed motor power		Noise level	Weight (kg/lbs)*	
	bar(e)	psi	l/s	m³/h	cfm	kW	hp	dB(A)	Pack	Full Feature
50 Hz VERSION										
GX 2 EP	10	145	4.0	14.4	8.5	2.2	3	61	165/364	200/441
GX 3 EP	10	145	5.3	19.1	11.2	3	4	61	165/364	200/441
GX 4 EP	10	145	7.8	28.1	16.5	4	5	62	165/364	200/441
GX 5 EP	10	145	10.0	36.0	21.2	5.5	7.5	64	165/364	200/441
GX 7 EP	10	145	14.0	50.4	29.7	7.5	10	66	214/472	264/582
GX 7 EL	7.5	109	19.6	70.6	41.5	7.5	10	65	245/540	314/692
	10	145	16.1	58.0	34.1	7.5	10	65	245/540	314/692
	13	189	12.9	46.4	27.3	7.5	10	65	245/540	314/692
GX 11 EL	7.5	109	27.0	97.2	57.2	11	15	67	257/567	326/719
	10	145	23.3	83.9	49.4	11	15	67	257/567	326/719
	13	189	19.0	68.4	40.3	11	15	67	257/567	326/719
60 Hz VERSION										
GX 2 EP	10.3	150	4.0	14.4	8.5	2.2	3	61	165/364	200/441
GX 4 EP	10.3	150	7.8	28.1	16.5	4	5	62	165/364	200/441
GX 5 EP	10.3	150	10.0	36.0	21.2	5.5	7.5	64	165/364	200/441
GX 7 EP	10.3	150	13.8	49.6	29.2	7.5	10	66	214/472	264/582
GX 7 EL	7.4	107	19.5	70.2	41.3	7.5	10	67	245/540	314/692
	9.1	132	17.3	62.3	36.7	7.5	10	67	245/540	314/692
	10.8	157	14.9	53.6	31.6	7.5	10	67	245/540	314/692
GX 11 EL	12.5	181	12.3	44.3	26.1	7.5	10	67	245/540	314/692
	7.4	107	27.8	100.1	58.9	11	15	68	257/567	326/719
	9.1	132	24.7	88.9	52.3	11	15	68	257/567	326/719
GX 11 EL	10.8	157	22.5	81.0	47.7	11	15	68	257/567	326/719
	12.5	181	20.0	72.0	42.4	11	15	68	257/567	326/719

* Tank mounted variant.

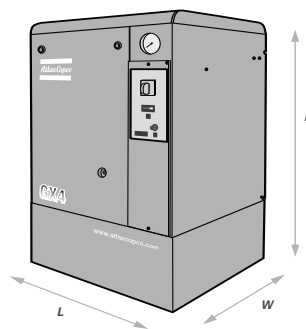
EP: Electropneumatic, EL: Elektronikon.
 Standard air receiver size, GX 2-7 EP: 200 l/60 gal, GX 7-11 EL: 270 l/80 gal.
 Unit performance measured according to ISO 1217, latest edition.
 Mean noise level (pack variant) measured according to Pneurol/Cagi PN8NTC2 test code; tolerance 3 dB(A).

AVAILABLE OPTIONS	GX 2-7 EP	GX 2-7 EP FF	GX 7-11 EL	GX 7-11 EL FF
Integrated aftercooler	-	-	o	✓
Water separator (shipped loose)	-	✓	o	✓
Timer water drain on water separator (shipped loose)	-	-	o	-
Timer drain on air receiver (tank mounted only)	o	o	o	o
Electronic no loss water drain on water separator (shipped loose)	-	✓	o	✓
Electronic no loss water drain on air receiver (500 l/120 gal tank mounted only)	o	o	o	o
Integrated DDx filter kit	-	-	-	o
Integrated high performance PDx filter kit	-	o	-	o
500 l/120 gal air receiver (tank mounted only)	-	-	o	o
Tropical thermostat	-	-	o	o

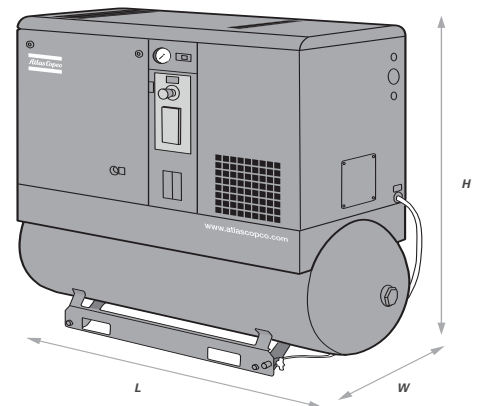
- : Not available ✓: Standard o: Optional

	L (mm) PACK	W (mm)	H (mm)
FLOOR MOUNTED			
GX 2-7 EP	620	575/605*	975
GX 7-11 EL	810/840* FULL FEATURE	590	1085
FLOOR MOUNTED GX 2-7 EP			
GX 7-11 EL	1205/1235*	590	1085
PACK TANK MOUNTED			
GX 2-7 EP	1420	575	1280
GX 7-11 EL**	1533	590	1332
FULL FEATURE TANK MOUNTED			
GX 2-7 EP	1420	575	1280
GX 7-11 EL**	1533	590	1332

* Length with inlet grating.
 ** Dimensions of GX 7-11 EL tank mounted are 1935 x 590 x 1463 mm (L x W x H) with a 500 l vessel and 1880 x 590 x 1463 mm (L x W x H) with a 120 gal vessel.



GX 2-7 EP
Floor Mounted



GX 7-11 EL FF
Tank Mounted